

ST MARY MAGDALENE CHURCH
AND CEMETERY
BORNOVA
IZMIR
TURKEY



Contact :
Brian Giraud
Genclik Caddesi No 2,
Bornova
Tel: 00 90 546 684 4105
E-mail: briangiraud@gmail.com
Reply to this e-mail at: smmbornova@gmail.com

27th December 2010

Dear Friends,

It is only five months since I embarked on the initiative to restore the Anglican Church of St Mary Magdalene in Bornova. The repairs began on the 22nd of July and my letter appealing for your support was sent on the 6th and 29th of September. Your response to the appeal surpassed expectations!

Yesterday at the end of the Christmas Service held for the small congregation of Bornova Anglicans, Father Ron paused to give thanks for the work done on the fabric of the building and grounds and acknowledged the generous contributions of the wider community who have unstintingly supported the restoration project.

I too would like to take this opportunity to wish you all a Merry Christmas and to extend my thanks to the many friends and relatives who provided such generous financial support towards this effort. I have tried to individually thank all contributors, when their generosity could be identified; my apologies if anyone has not received my personal thanks. I would also like to express thanks to Harold John Charnaud for his help and expertise in managing the account funds in England.

External repairs to the building itself were completed in time for Christmas. Some external work in the grounds remains: the Church entrance porch has been repaired and repainted but still needs glassing in; the garden walls need to be capped and limewashed; the garden needs landscaping. I am researching how best to restore the interior plasterwork.

I include below a summary of the work done since last July illustrated by photographs taken before and after the restoration. I also include a few shots of the ornate Church interior and closeups of developing cracks.

Thank you again for your contributions which made all this work possible.

Best wishes for 2011.
Brian Giraud.



Above: The roof under repair
Below: The finished roof and fresh paint-work






A close-up of the crumbling cornice before and after





A close up of the south wall before and after





Part of the garden wall before and after.






Part of the garden wall (west) before and after



Steps have been built at the Church garden entrance to replace the dangerous slope down from the pavement outside that previously existed and the entrance walls have been restored:



The water reservoir has been restored:



New railings:




Some views of the Church interior:



“





A closer look at examples of interior restoration still required:





